

# Growth and population dynamics of *Posidonia oceanica* on the Spanish Mediterranean coast: elucidating seagrass decline

Núria Marbà<sup>1,\*</sup>, Carlos M. Duarte<sup>1</sup>, Just Cebrián<sup>1</sup>, Margarita E. Gallegos<sup>2</sup>,  
Birgit Olesen<sup>3</sup>, Kaj Sand-Jensen<sup>4</sup>

<sup>1</sup>Centre d'Estudis Avançats de Blanes, C.S.I.C., Camí de Santa Bàrbara s/n, E-17300 Blanes, Girona, Spain

<sup>2</sup>Departamento de Hidrobiología, Universidad Autónoma Metropolitana- Iztapalapa, Michocán y Purísima, col. Vicentina, AP 55-535, 09340 México D.F., México

<sup>3</sup>Department of Plant Ecology, University of Aarhus, Nordlandsvej 68, DK-8240 Risskov, Denmark

<sup>4</sup>Freshwater Biological Laboratory, University of Copenhagen, 51 Helsingørsgade, DK-3400 Hillerød, Denmark

**ABSTRACT:** The growth and population dynamics of *Posidonia oceanica* were examined in 29 meadows along 1000 km of the Spanish Mediterranean coast (from 36° 46' to 42° 22' N). *P. oceanica* developed the densest meadows (1141 shoots m<sup>-2</sup>) and the highest aboveground biomass (1400 g DW m<sup>-2</sup>) between 38 and 39°N. *P. oceanica* shoots produced, on average, 1 leaf every 47 d, though leaf formation rates in the populations increased from north to south (range 5.7 to 8.9 leaves shoot<sup>-1</sup> yr<sup>-1</sup>). *P. oceanica* is a long-living seagrass, with shoots able to live for at least 30 yr. *P. oceanica* recruited shoots at low rates (0.02 to 0.5 ln units yr<sup>-1</sup>) which did not balance the mortality rates (0.06 to 0.5 ln units yr<sup>-1</sup>) found in most (57%) of the meadows. If the present disturbance and rate of decline are maintained, shoot density is predicted to decline by 50% over the coming 2 to 24 yr. Because *P. oceanica* rhizomes grow very slowly (1 to 6 cm yr<sup>-1</sup> apex<sup>-1</sup>), maintenance of existing meadows is essential, and our results suggest bad future prospects for *P. oceanica* in the Spanish Mediterranean Sea like most other seagrass species in the world oceans.

**KEY WORDS:** Leaf growth · Rhizome growth · Shoot demography · *Posidonia oceanica* · Seagrass decline

## INTRODUCTION

*Posidonia oceanica* (L.) Delile is the dominant seagrass in the Mediterranean Sea, to which it is confined (den Hartog 1970). *P. oceanica* is a slow-growing climax species (Duarte 1991), which develops large stable meadows, some of which have been dated to be older than 6000 yr (Picard 1965). There is evidence that *P. oceanica* meadows are declining in many regions (e.g. Ardizzone & Pelusi 1984, Blanc & Jeudy de Grissac 1984, Porcher 1984, Benedito et al. 1990, Sanchez-Lizaso et al. 1990, Torres et al. 1990, Zavodnik & Jaklin 1990). The perceived decline of *P. oceanica* has been

attributed to natural causes e.g. passage of strong storms, *Labyrinthula* infections, rise in sea level, temperature increase (Blanc & Jeudy de Grissac 1984, Perès 1984, Bourcier 1989) and anthropogenic disturbances e.g. constructions along the shore-line, trawling fisheries, eutrophication (Perès 1984, Bourcier 1989, Sanchez-Lizaso et al. 1990). Perès (1984) even suggested the observed decline of local *P. oceanica* is part of a large-scale die-off, which could eventually decimate this seagrass species in the Mediterranean Sea. However, the lack of long-term observations of *P. oceanica* meadows and, more important, the limited number of localities examined, prevent a reliable assessment of the magnitude of *P. oceanica* decline in the Mediterranean Sea.

The recent development of techniques to reconstruct past seagrass dynamics (Duarte et al. 1994) allows the

\*Present address: Centre for Estuarine and Coastal Ecology (N.I.O.O.), Vierstraat 28, 4401 EA Yerseke, The Netherlands. E-mail: marba@cemo.nioo.knaw.nl

rapid assessment of seagrass dynamics, at annual time scales, across widespread geographical areas. The reconstruction techniques allow examination of the growth of different seagrass modules (leaves, shoots, rhizomes), which is indicative of the vigour of the plant. Further, these techniques offer a powerful tool to evaluate the decline or the expansion of seagrass populations by examining the balance between shoot recruitment and shoot mortality rates, and thus forecast meadow development (Duarte & Sand-Jensen 1990, Duarte et al. 1994). Reconstruction techniques have been successfully used to elucidate population dynamics of *Cymodocea nodosa* (Duarte & Sand-Jensen 1990), *Thalassia testudinum* (Gallegos et al. 1993, Durako 1994), *Syringodium filiforme* (Gallegos et al. 1994), and *Halodule wrightii* (Gallegos et al. 1994) and they should allow the examination of the growth and population dynamics of *P. oceanica* over large spatial scales.

Here we study the growth (i.e. leaves and rhizomes) and shoot demography of *Posidonia oceanica* (L.) Delile in 29 meadows distributed along the Spanish Mediterranean coast. The area examined includes populations around an important biogeographic boundary of *P. oceanica*, the Almeria-Oran Front (Fig. 1C), which separates Atlantic surface waters from Mediterranean surface waters. This study provides an evaluation of the status of *P. oceanica* along the Spanish Mediterranean coastline and a test of the postulated widespread decline of this species.

## METHODS

**Study area.** The 29 *Posidonia oceanica* meadows examined were located between 36° 41' and 42° 22' N along the Spanish Mediterranean coast, although only 1 meadow was sampled in the middle part of the range (Fig. 1). This latitudinal gradient involved significant differences in climate, with air and surface seawater temperature increasing by about 6 and 3°C, respectively, from the northern to the southern range, and an abrupt 2 to 3°C drop in sea water temperature in the Atlantic waters west of the Almeria-Oran Front (Lautensach 1967). There is also an important difference in the magnitude and timing of rainfall, and the associated input of terrestrial material along the coastline. The southern range of the study area is characterised by an extreme aridity, with about 9 dry months per year, compared to only

1 to 3 months in the northern part (Lautensach 1967). Similarly, precipitation patterns of dry and wet years also differ between the northern and southern ranges (Temez-Peláez 1993). Moreover, incoming irradiance per year increases by about 30 to 50% from the north to the south (Lautensach 1967).

The most extensive meadows were located in the south, where the coastline sloped gently into the sea. The meadows at the northern range were smaller, or patchy, because they were on steep shores with frequent rocky outcrops. Three sparse, patchy populations were found west of the Almeria-Oran Front (Gata

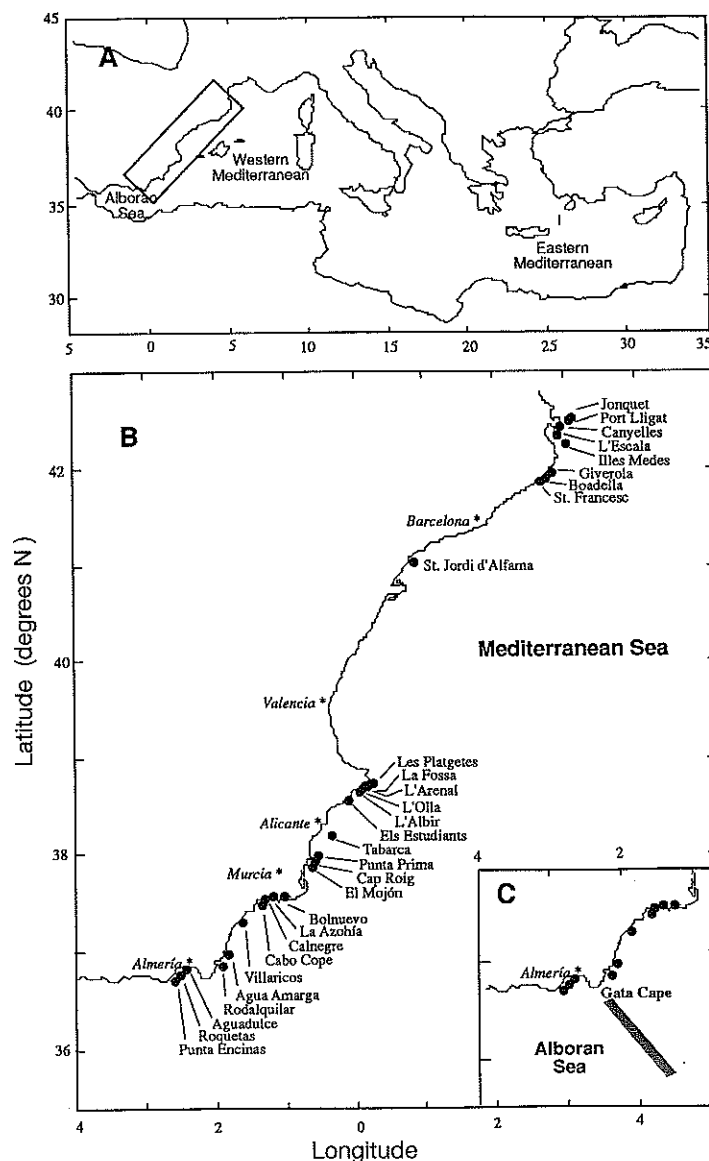


Fig. 1. (A) Study area in the Mediterranean Sea; (B) location of the *Posidonia oceanica* meadows examined along the Spanish coast; and (C) detailed location of the biogeographical boundary around the Almeria-Oran Front (grey polygon)

Cape), which is the biogeographical limit of *Posidonia oceanica* in the Iberian Peninsula (den Hartog 1970, Templado 1984). The front extending from Gata Cape towards Oran separates the Western Mediterranean Surface Waters (WMED) from those in the Alboran Sea, with surface waters dominated by the North Atlantic water mass (NAW) entering through the Straits of Gibraltar (Hopkins 1985). These 2 water masses differ greatly, the NAW being richer in nutrients, less salty and cooler than the WMED (Hopkins 1985). The permanent front that separates these water masses acts as a barrier to the dispersal of propagules of many Mediterranean species to the coastal zone west of the Gata Cape, forming an important biogeographical boundary (García-Raso et al. 1992).

The 29 *Posidonia oceanica* meadows studied were sampled at the depth of maximum shoot density (typically between 5 and 10 m depth) during July 1991 (14 populations) and July 1992 (15 populations), the time of maximum aboveground biomass (e.g. Romero-Martinego 1985). In the inner part of each meadow and within about 50 m<sup>2</sup>, divers harvested between 50 and 100 living vertical short shoots all connected to 15 to 50 horizontal rhizome pieces. In 18 of the populations divers also measured shoot density within triplicate 0.25 m<sup>2</sup> quadrats. The plant material collected was transported to the laboratory for morphological measurements (i.e. leaf length, number of standing leaves, vertical rhizome length, number of horizontal internodes and the length of horizontal rhizome between consecutive short shoots), estimation of shoot dry weight after overnight desiccation at 85°C, and examination of the age structure of living shoots. These measurements allowed estimations of shoot density and aboveground biomass, module size, leaf production, horizontal rhizome growth, leaf and shoot age, shoot recruitment and mortality rates and population half-life (Duarte et al. 1994). Aboveground biomass was derived from the product of shoot density and shoot dry weight.

The average annual leaf formation rate of the shoots (i.e. the number of leaves produced per shoot and year) was estimated from the seasonal signals imprinted on the sheaths and vertical internodes of *Posidonia oceanica* shoots harvested in each meadow. Leaf formation rate of the populations sampled in 1991 was derived from the seasonal variability in sheath thickness according to Pergent & Pergent-Martini (1991). Leaf formation rate of the populations sampled in 1992 was estimated from the seasonal variability in vertical internodal length, in the 5 to 10 oldest living shoots collected, following the procedures described in Duarte et al. (1994). The average annual leaf formation rate of the shoots in each site, therefore, was calculated from 16 to 290 estimates of annual leaf formation from 1968

Table 1. *Posidonia oceanica*. Validation of the estimates of the average leaf formation rate calculated from changes in the length of the vertical internodes. Mean ( $\pm$  SE) number of leaves produced by shoots in 1991 in Illes Medes and in Port-Lligat, and during 1992 in Jonquet, are estimated using reconstruction techniques and leaf marking techniques

Meadow	Year	No. of leaves shoot <sup>-1</sup> yr <sup>-1</sup> (reconstruction techniques)	No. of leaves shoot <sup>-1</sup> yr <sup>-1</sup> (leaf marking techniques)
Illes Medes	1991	9.33 ( $\pm$ 0.71)	10 <sup>a</sup>
Port-Lligat	1991	5.57 ( $\pm$ 0.81)	5.17 <sup>a</sup>
Jonquet	1992	7.3 ( $\pm$ 0.75)	7.42 <sup>b</sup>

<sup>a</sup>Data from Alcoverro et al. (1995)  
<sup>b</sup>Data from Marbà et al. (1996)

to 1992, depending on the life span of the living shoots harvested. Comparison of the estimates of the annual number of leaves produced per shoot for 3 *P. oceanica* sampled here, concurrent with assessment using leaf marking techniques (Table 1), demonstrated an excellent agreement between both estimates. These results further validate the estimates of annual leaf production, from which the average duration of a plastochron interval (P.I.) is derived, obtained using reconstruction techniques (Duarte et al. 1994). Knowledge of the average number of leaves produced annually per shoot in each meadow during the shoot life span allowed calculation of the annual average leaf P.I. (the time elapsed between the formation of 2 consecutive leaves; Erikson & Michellini 1957), and, in turn, translation of time in P.I. to absolute time (i.e. days or years). We estimated leaf turnover rate as the average number of leaves produced annually per shoot in each meadow divided by the average number of standing leaves during the sampling time. We used the equations described in Cebrián et al. (1995) to estimate the age of the leaves, and, subsequently, we calculated the median leaf age (i.e. leaf longevity) in each population.

The rate of formation of horizontal rhizome internodes was estimated by regressing the number of horizontal internodes between pairs of shoots connected by a horizontal rhizome piece against their age difference (Duarte et al. 1994). The regression slope represented the average number of rhizome internodes produced per leaf P.I. Once the leaf P.I. is translated into days, the inverse of this slope equals the time the plant spends to produce a horizontal rhizome internode (i.e. rhizome P.I.). The product of this slope, the average length of a rhizome internode and the average annual rate of leaf formation, provided an estimate of the average annual horizontal rhizome elongation rate (Duarte et al. 1994).

The population dynamics of the meadow was characterised by the age distribution of living shoots, shoot recruitment, shoot mortality, and net population growth rates (cf. Duarte et al. 1994). Shoot age was estimated as the product of the total number of leaves produced during the shoot life-span (i.e. number of standing leaves plus leaf sheaths from shed leaves = number of P.I.s) multiplied by the leaf P.I. The annual gross shoot recruitment rate ( $R_{\text{gross}}$ , in units  $\text{yr}^{-1}$ ) was calculated as

$$R_{\text{gross}} = \ln \sum_{t=0}^{\infty} N_t - \ln \sum_{t=1}^{\infty} N_t$$

where  $\sum_{t=0}^{\infty} N_t$  is the number of living shoots and  $\sum_{t=1}^{\infty} N_t$  is the number of living shoots >1 yr. Shoot mortality rate ( $M$ , in units  $\text{yr}^{-1}$ ) was derived from the exponential decline in the abundance of living shoots ( $N_0$ ) with time ( $t$ , in P.I.s) as (e.g. Sheil et al. 1995)

$$N_t = N_0 \cdot e^{-Mt}$$

where  $N_0$  is the number of shoots with age equal to the mode,  $N_t$  is the number of shoots older than the modal age at time  $t$ , and  $M$  is the mortality rate (in units  $\text{P.I.}^{-1}$ ). The shoot mortality rate ( $M$ ) was estimated using a semilogarithmic linear regression model, where we assumed constant mortality over shoot age classes and years. We were unable to estimate mortality rates from distributions of shoot age-at-death because of the small number of dead shoots harvested. Thus, the mortality rates estimated here may be slightly altered by interannual fluctuations in shoot recruitment and mortality during shoot life-span (Duarte et al. 1994). The ratio between recruitment and mortality rates ( $R:M$ )

was used to indicate whether populations were expanding (i.e.  $R:M > 1$ ), declining (i.e.  $R:M < 1$ ) or in steady state (i.e.  $R:M \approx 1$ ; Duarte & Sand-Jensen 1990, Duarte et al. 1994). We used the net rate of shoot population growth ( $R_{\text{net}} = R_{\text{gross}} - M$ ; Duarte et al. 1994) to forecast the future development of the meadows.

Growth and demographic variables were calculated for a parcel of about 50  $\text{m}^2$  sampled in each meadow (i.e. the sampling unit of this study), and its variability was examined over a spatial scale of 1000 km of coastline across 7 degrees of latitude. The importance of variability in meadow properties at large (>1 degree latitude) and local scale (<1 degree latitude) was examined using analysis of variance and Tukey multiple comparisons test. Pearson correlation coefficients and least square linear regression analyses were used to describe the relationships between the variables. Variables were log-transformed when necessary to comply with the requirements of the statistical analyses. Significant differences in shoot mortality and recruitment rates were tested using a  $t$ -test on the parameters and their standard error. We used the coefficient of variation to compare the relative amounts of plasticity of the different parameters of plant dynamics.

## RESULTS

*Posidonia oceanica* shoot density ranged between 78 and 1411 shoots  $\text{m}^{-2}$ . The densest meadows were located between 38 and 39°N and the sparsest meadows were in the north (Fig. 2, Tukey analysis,  $p < 0.05$ ). The slight decline in shoot density west of the Gata

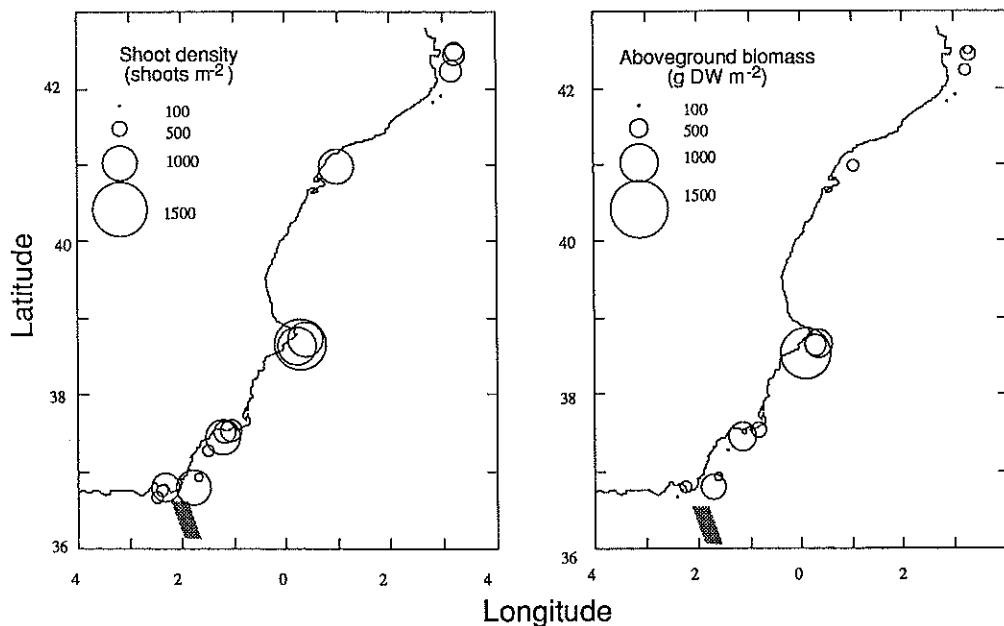


Fig. 2. *Posidonia oceanica*. Spatial variability of shoot density and aboveground biomass. Grey polygon locates the Almeria-Oran Front

Table 2. *Posidonia oceanica*. Basic morphological and dynamic features in the 29 meadows studied from north to south along the Spanish Mediterranean coast (mean values  $\pm$  SE). The bottom rows present the results of ANOVA for each variable to test large (among degree of latitude) or small (within degree of latitude) spatial scale variability, and the coefficient of variation [i.e. (SD  $\times$  100)/mean]. P.I.: plastochron interval; P/B: leaf turnover rate; nd: no data; ns: not significant ( $p > 0.05$ ) analysis

Population	Shoot size (g DW shoot <sup>-1</sup> )	Leaf length (cm)	No. of standing leaves (shoot <sup>-1</sup> )	No. of leaves produced (shoot <sup>-1</sup> yr <sup>-1</sup> )	Leaf P.I. (d)	Leaf P/B (yr <sup>-1</sup> )	Rhizome P.I. (d)	Leaf production (g DW shoot <sup>-1</sup> yr <sup>-1</sup> )	Rhizome elongation (cm rhiz <sup>-1</sup> yr <sup>-1</sup> )
Jonquet	0.564	27.9 $\pm$ 1.5	4.3 $\pm$ 0.2	7.1 $\pm$ 0.2	51.4	1.65	35.9	0.925	2.0
Port Lligat	0.678	nd	5 $\pm$ 0.3	5.3 $\pm$ 0.2	68.9	1.06	65.0	0.627	2.0
Canyelles	0.627	35.7 $\pm$ 1.4	5.5 $\pm$ 0.1	7.6 $\pm$ 0.3	48.0	1.38	48.5	0.859	1.9
L'Escala	1.323	34.2 $\pm$ 1.7	4.2 $\pm$ 0.1	7.3 $\pm$ 0.3	50.0	1.74	72.5	2.278	1.2
Illes Medes	0.576	21.5 $\pm$ 0.8	5.5 $\pm$ 0.2	7.8 $\pm$ 0.2	46.8	1.42	51.4	0.812	2.0
Giverola	0.571	25.5 $\pm$ 1.3	5.9 $\pm$ 0.1	7.5 $\pm$ 0.1	48.7	1.27	54.7	0.721	2.1
Boadella	0.516	21.7 $\pm$ 1	6.1 $\pm$ 0.5	7.5 $\pm$ 0.1	48.7	1.23	30.6	0.628	3.7
St. Francesc	0.650	24.4 $\pm$ 1.1	6 $\pm$ 0.2	7.5 $\pm$ 0.2	48.7	1.25	45.1	0.815	2.4
St. Jordi d'Alfama <sup>a</sup>	0.411	17.7 $\pm$ 0.8	4.7 $\pm$ 0.1	8.9 $\pm$ 0.3	41.0	1.89	37.6	0.785	2.6
Les Platgetes	0.715	39.4 $\pm$ 2.7	5.1 $\pm$ 0.1	6.7 $\pm$ 0.1	54.5	1.31	74.6	0.935	1.7
La Fosia	0.553	39.4 $\pm$ 1.71	4.7 $\pm$ 0.1	7 $\pm$ 0.1	52.1	1.49	35.7	0.821	3.9
L'Arenal	1.281	38.3 $\pm$ 1.7	4.6 $\pm$ 0.1	7.8 $\pm$ 0.1	46.8	1.70	42.2	2.171	1.7
L'Olla	0.578	37.9 $\pm$ 2.6	4.1 $\pm$ 0.1	5.8 $\pm$ 0.1	62.9	1.41	nd	0.821	nd
L'Albir	0.216	20.7 $\pm$ 1.7	3.7 $\pm$ 0.1	6.7 $\pm$ 0.1	54.5	1.81	66.4	0.386	1.0
Els Estudiants	1.268	46.2 $\pm$ 1.8	4.3 $\pm$ 0.1	8.5 $\pm$ 0.1	42.9	1.98	34.9	2.495	2.4
Tabarca	0.450	24.8 $\pm$ 2.80	3.5 $\pm$ 0.1	7.3 $\pm$ 0.4	50.0	2.09	53.8	0.926	1.6
Punta Prima	1.323	41.8 $\pm$ 1.63	4.7 $\pm$ 0.1	6.8 $\pm$ 0.1	53.7	1.45	49.7	1.898	2.8
Cap Roig	0.629	41.1 $\pm$ 2.9	4.1 $\pm$ 0.1	8 $\pm$ 0.1	45.6	1.95	37.1	1.218	2.1
El Mojón	0.824	21.3 $\pm$ 1.2	4.6 $\pm$ 0.1	6.6 $\pm$ 0.1	55.3	1.43	50.3	1.181	1.2
Bolnuevo	0.510	35.6 $\pm$ 1.7	4.1 $\pm$ 0.2	8.1 $\pm$ 0.7	45.1	1.98	41.0	1.003	2.7
La Azohía	0.185	14 $\pm$ 1.1	4.2 $\pm$ 0.1	8.5 $\pm$ 0.3	42.9	2.02	34.9	0.371	2.0
Calnegre	0.285	25.4 $\pm$ 2	3.9 $\pm$ 0.2	7.5 $\pm$ 0.3	48.7	1.92	45.5	0.542	2.1
Cabo Cope	0.797	27.3 $\pm$ 1.6	4.8 $\pm$ 0.2	8.4 $\pm$ 0.3	43.5	1.75	24.3	1.407	5.9
Villaricos	0.279	22.4 $\pm$ 0.8	5.7 $\pm$ 0.2	8.9 $\pm$ 0.6	41.0	1.56	30.8	0.438	3.0
Agua Amarga	0.944	51.7 $\pm$ 3.4	4.1 $\pm$ 0.1	8.4 $\pm$ 0.3	43.5	2.05	33.9	1.939	3.2
Rodalquilar	0.729	41.8 $\pm$ 1.8	3.6 $\pm$ 0.1	8.6 $\pm$ 0.2	42.4	2.39	47.7	1.741	3.3
Aguadulce	0.452	35.3 $\pm$ 9.6	4.1 $\pm$ 0.2	8.8 $\pm$ 0.3	41.5	2.15	52.5	0.972	1.6
Roquetas	0.323	16.4 $\pm$ 0.8	5.2 $\pm$ 0.2	8.8 $\pm$ 0.3	41.5	1.69	39.5	0.548	2.5
Punta Encinas	0.487	19.6 $\pm$ 0.9	5.5 $\pm$ 0.2	8 $\pm$ 0.3	45.6	1.45	29.2	0.715	1.8
$\Sigma x^2$ within groups	2.7	2214	8	13.6	772	1.7	3447	9.0	22.9
$\Sigma x^2$ among groups	0.2	512	7	8.1	359	1.2	1070	0.7	3.6
df	4	4	4	4	4	4	4	4	4
p	ns	ns	0.01	0.05	0.05	0.01	ns	ns	ns
CV (%)	49	38	15	12	13	24	28	55	42

<sup>a</sup>Meadow not included in ANOVA analysis, because it was the only one sampled at 40°N latitude

Cape (Fig. 2) might reflect the inability of *P. oceanica* to develop dense meadows in Atlantic waters (Templado 1984). Fluctuations in shoot density explained most (regression analysis;  $R^2 = 0.68$ , slope =  $0.85 \pm 0.13$ ,  $n = 18$ ,  $p < 0.0001$ ) of the variability in aboveground biomass along the Spanish Mediterranean coast. Aboveground biomass in the meadows changed about 2 orders of magnitude (Fig. 2), and varied significantly (ANOVA,  $p < 0.05$ ) at large spatial scales.

The size of *Posidonia oceanica* shoots differed up to 7-fold among populations, but most (ANOVA, Table 2) of this variation was attributable to factors occurring at spatial scales smaller than 1 degree of latitude. Vari-

ability in shoot size derived from differences in the number and the size of the standing leaves, with shoots with few leaves supporting longer leaves (Pearson correlation,  $r = 0.96$ ,  $n = 14$ ,  $p < 0.00001$ ; Fig. 3). The shoots growing in the meadows between 41 and 42°N had significantly (Tukey analysis,  $p < 0.05$ ; Table 2) more leaves than those growing south of 39°N. In contrast, variability in the mean length of the leaves among the meadows was enhanced by local factors (Table 2).

The *Posidonia oceanica* populations produced leaves at very similar rates (Table 2). However, leaf turnover rate (P/B) declined as the number of leaves per shoot increased (Pearson correlation,  $r = -0.78$ ,  $p < 0.001$ ,

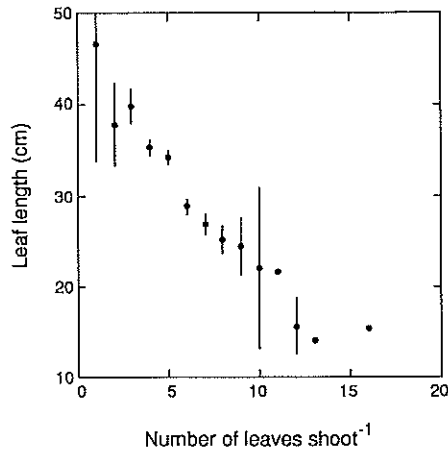


Fig. 3. Relationship between the number of standing leaves on shoots and the average length of the leaves they support. Shoots collected were grouped by the number of leaves they had and then we calculated the average  $\pm$  standard error of leaf length

$n = 29$ ; Fig. 4A) and as leaf plastochron interval increased (Pearson correlation,  $r = -0.60$ ,  $p < 0.001$ ,  $n = 29$ ; Fig. 4B). Moreover, populations with fast-growing leaves (i.e. with short P.I.s) should also shed them faster than slow-growing ones. This coupling was confirmed by the significant negative correlation (Pearson correlation,  $r = -0.40$ ,  $n = 27$ ,  $p < 0.05$ ) between leaf turnover and leaf life span (Fig. 4C).

Leaf dynamics (i.e. leaf P.I., P/B) showed significant large-scale variation (ANOVA, Table 2), because leaves tended to have shorter P.I.s and faster turnover in southern meadows. The close relationship between leaf dynamics and static properties (e.g. number of leaves shoot<sup>-1</sup>) indicated that the static properties may have considerable diagnostic potential to evaluate leaf growth.

The horizontal rhizome P.I. was similar, and significantly correlated ( $r = 0.60$ ,  $n = 28$ ,  $p < 0.005$ ), to the P.I. of leaves (Table 2). Horizontal rhizome growth rates were very small (Table 2), indicating *Posidonia oceanica* to be the seagrass species with the slowest clonal growth ever reported (Duarte 1991). Despite the low rates of rhizome growth observed, they changed almost 5-fold among the populations examined. Most of this variability was attributable to factors occurring at local scale (ANOVA, Table 2). These large differences in horizontal rhizome elongation rate of *P. oceanica* suggest that its ability to recover in disturbed meadows varies greatly along the Spanish Mediterranean coast, because this seagrass species basically recovers by spreading its rhizomes across the sediments (Meinész & Lefevre 1984).

Shoots of *Posidonia oceanica* can live for decades. Maximum shoot age ranged between 6 and 30 yr at the

different sites (Table 3). The age structure of *P. oceanica* shoots showed, in general, a mode of shoots about 2 yr old, and an exponential decline in shoot abundance with greater age due to shoot mortality (Fig. 5; Duarte et al. 1994). Few populations (e.g. El Mojón, Fig. 5) showed a modal age  $> 5$  yr, which indicates a severe reduction in shoot recruitment over the past few years. The decline in shoot abundance with shoot age did not follow a smooth trend (Fig. 5), suggesting

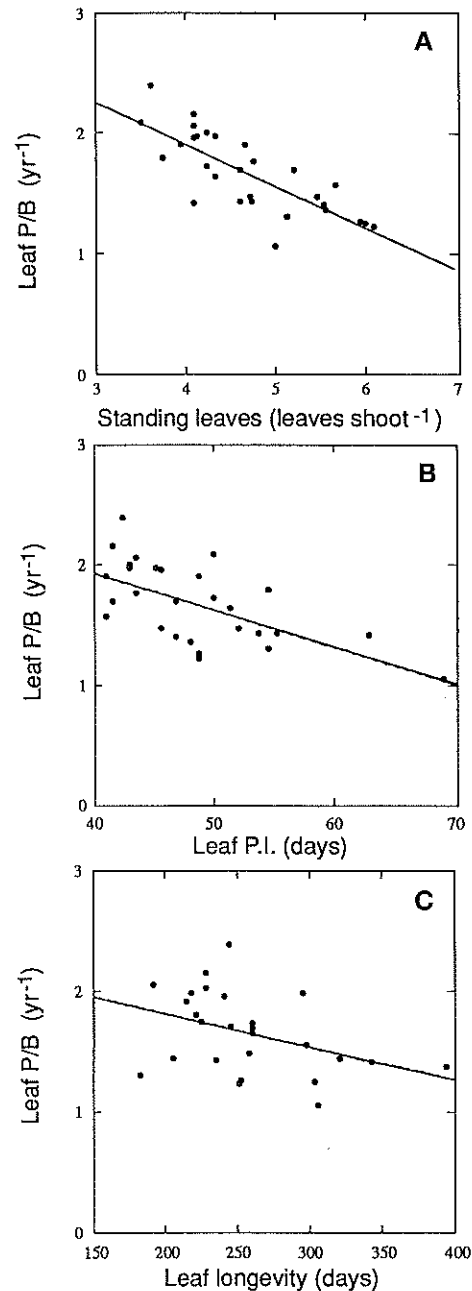


Fig. 4. *Posidonia oceanica*. Relationship between (A) the number of standing leaves on shoots; (B) leaf plastochron interval; (C) leaf longevity, and leaf P/B (leaf turnover rate)

Table 3. *Posidonia oceanica*. Variables used to characterise shoot population dynamics in the 29 meadows studied from north to south along the Spanish Mediterranean coast. The bottom rows present the results of ANOVA for each variable to test large (among degree of latitude) or small (within degree of latitude) spatial scale variability, and the coefficient of variation [i.e. (SD × 100)/mean]. ns: not significant ( $p > 0.05$ ) analysis

Population	Median shoot age (yr)	Maximum shoot age (yr)	Shoot recruitment rate (ln units yr <sup>-1</sup> )	Shoot mortality rate (ln units yr <sup>-1</sup> )	Net recruitment rate (ln units yr <sup>-1</sup> )	Shoot turnover (yr)
Jonquet	3.5	23.4	0.10	0.07 ± 0.07	0.029 ns	6.9
Port Lligat	5.7	23.0	0.04	0.18 ± 0.02	-0.13	17.3
Canyelles	3.9	8.8	0.13	0.23 ± 0.08	-0.1 ns	5.3
L'Escala	7.4	18.4	0.03	0.06 ± 0.04	-0.03 ns	23.1
Illes Medes	5.3	22.2	0.03	0.08 ± 0.01	-0.05	23.1
Giverola	2.4	7.9	0.09	0.15 ± 0.08	-0.06 ns	7.7
Boadella	1.5	5.2	0.16	0.45 ± 0.23	-0.29 ns	4.3
St. Francesc	2.7	29.5	0.10	0.08 ± 0.01	0.02	6.9
St. Jordi d'Alfama <sup>a</sup>	2.8	24.7	0.07	0.18 ± 0.01	-0.11	9.9
Les Platgetes	4.6	21.5	0.02	0.07 ± 0.01	-0.05	34.6
La Fossa	2.7	21.9	0.16	0.07 ± 0.01	0.09	4.3
L'Arenal	4.7	10.1	0.13	0.06 ± 0.06	0.07 ns	5.3
L'Olla	1.6	6.9	0.05	0.53 ± 0.22	-0.48	13.8
L'Albir	3.4	14.5	0.07	0.20 ± 0.07	-0.13	9.9
Els Estudiants	4.9	10.7	0.03	0.26 ± 0.09	-0.23	23.1
Tabarca	11.2	19.9	—	—	—	—
Punta Prima	7.2	11.9	0.02	0.27 ± 0.07	-0.25	34.6
Cap Roig	3.1	14.0	0.03	0.16 ± 0.08	-0.13	23.1
El Mojón	8.6	15.5	0.06	0.33 ± 0.05	-0.27	11.5
Bolnuevo	2.7	14.2	0.12	0.24 ± 0.01	-0.12	5.7
La Azohía	2.7	27.2	0.09	0.17 ± 0.01	-0.08	7.7
Calnegre	3.5	21.9	0.10	0.15 ± 0.01	-0.05	6.9
Cabo Cope	2.4	19.8	0.16	0.08 ± 0.01	0.08	4.3
Villaricos	1.8	8.3	0.40	0.45 ± 0.09	-0.05 ns	1.7
Agua Amarga	5.8	20.2	0.11	0.08 ± 0.01	0.03	6.3
Rodalquilar	3.0	16.3	0.10	0.26 ± 0.01	-0.16	6.9
Aguadulce	4.1	20.8	0.03	0.18 ± 0.01	-0.15	23.1
Roquetas	2.6	18.9	0.10	0.18 ± 0.01	-0.08	6.9
Punta Encinas	1.6	7.1	0.44	0.48 ± 0.08	-0.04 ns	1.5
Σx <sup>2</sup> within groups	121	1108	0.19	0.29	0.08	1238
Σx <sup>2</sup> among groups	23	131	0.04	0.03	0.03	481
df	4	4	4	4	4	4
p	ns	ns	ns	ns	ns	ns
CV (%)	56	39	99	65	147	82

<sup>a</sup>Meadow not included in ANOVA analysis, because it was the only one sampled at 40°N latitude

important interannual differences in shoot recruitment and mortality rates. Shoot recruitment rates showed important differences among populations. These differences were as important among neighbour populations as among distant ones (ANOVA, Table 3). However, the highest shoot recruitment rates were found in the southern populations (Fig. 6). The estimates of recruitment rate indicate a steady-state turnover time of shoots, and, therefore, rhizomes (Gallegos et al. 1993), ranging from 1.6 to 34.7 yr (Table 3). Shoot mortality rates differed greatly among the meadows (Fig. 6), basically at <1 latitudinal degree scales (Table 3).

Comparison of recruitment and mortality rates for the individual populations showed that mortality exceeded recruitment in 78 % of the meadows, though the differences for the individual populations were only significant in 57 % of the cases ( $t$ -test,  $p < 0.05$ , Table 3). The net rate of population change (i.e.  $R_{\text{gross}} - M$ ) was used to forecast the future development of the meadows. These calculations indicated the time for shoot density to be reduced by 50 % in the 22 declining meadows to range from 2 to 24 yr, with an average of  $9 \pm 2$  yr. These results predict widespread decline of *Posidonia oceanica* in the Spanish coast within the next decade, if present growth conditions are maintained.

DISCUSSION

The results demonstrate substantial plasticity in *Posidonia oceanica* growth and population dynamics along the Spanish Mediterranean coast. Growth plasticity was derived mainly from differences in module size, whereas the rates at which the modules were added were rather similar among the populations (Table 2). The low variability of the P.I. of modules demonstrates these to be under tight control as part as

the growth programme of *P. oceanica*, and to be little influenced by the particular conditions in each population.

The plasticity observed in *Posidonia oceanica* module size and dynamics was expressed both at large (>1 latitudinal degree) and at local scale (i.e. <1 latitudinal degree, Tables 2 & 3). Large-scale heterogeneity of *P. oceanica* dynamics reflected variability in the climate they experience along the Spanish Mediterranean coast. Light availability and surface water temperature

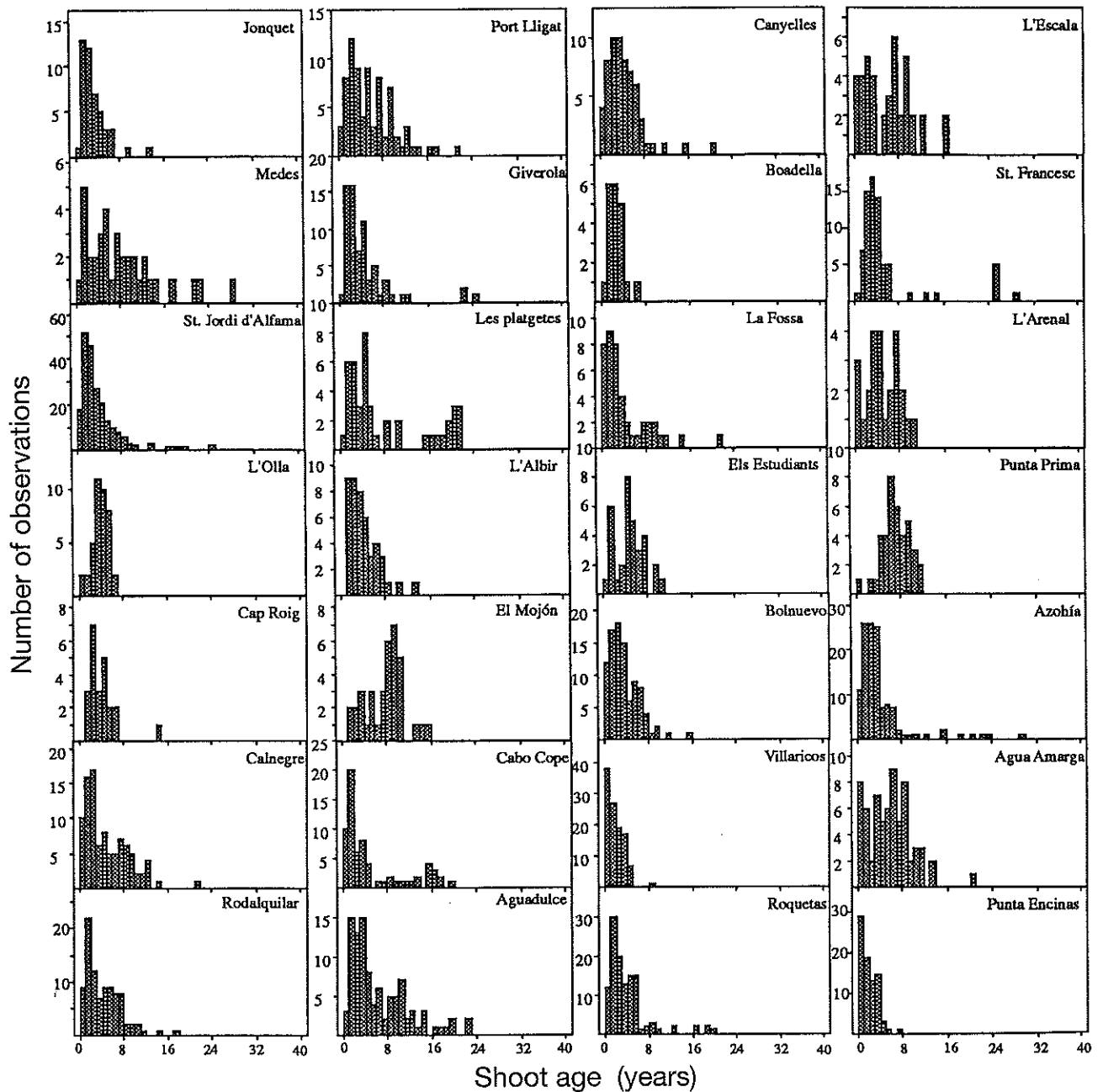


Fig. 5. *Posidonia oceanica*. Shoot age structure of living shoots of each population



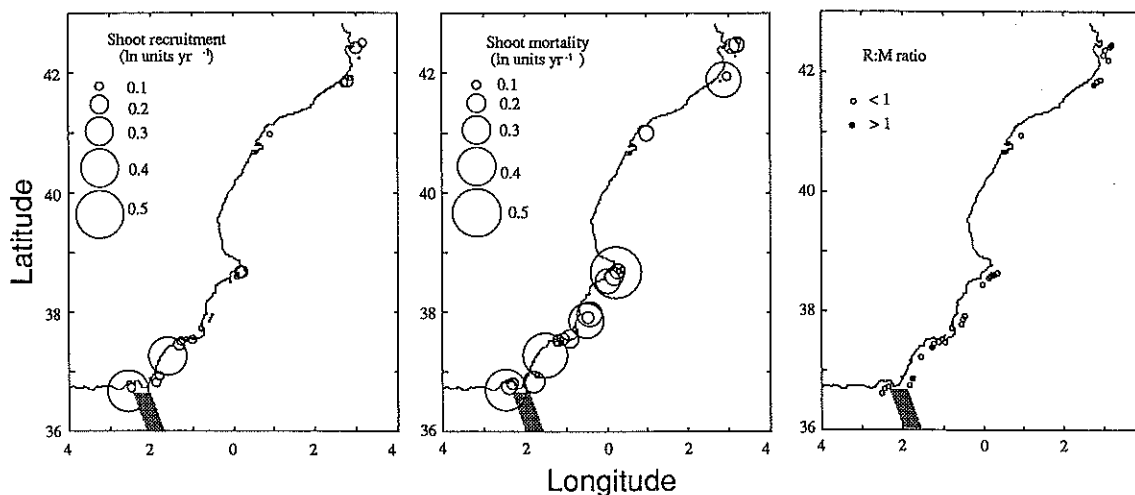


Fig. 6. *Posidonia oceanica*. Spatial variability of shoot recruitment, shoot mortality and meadow colonisation state (i.e. regression, expansion or steady state:  $R:M < 1$ ,  $R:M > 1$  or  $R:M \approx 1$ , respectively). Grey polygon locates the Almeria-Oran Front. Note that the diameter of the circles in shoot recruitment and mortality is a continuous variable and the scale shows some sizes as a reference

increase to the south, and are associated with a parallel increase in leaf turnover, leaf size, and leaf production rate, as well as higher shoot recruitment rates, allowing denser, more productive meadows to develop. The latitudinal constraints on seagrass meadow development have been suggested in the past when differences in lushness of beds of *Thalassia testudinum*, *Syringodium filiforme* and *Halodule wrightii* in Chandeleur Sound (Louisiana) were compared with those about 50 km to the north (Eleuterius 1987). The spatial distribution of water masses in the Mediterranean Sea also contributes to large-scale heterogeneity in water temperature. The North Atlantic Water mass (NAW) dominates the surface waters in the Alboran Sea (Hopkins 1985), and is cooler than the Western Mediterranean Surface Water mass (WMED). Accordingly, populations growing west of the Almeria-Oran Front developed shoots with shorter and longer living leaves relative to those expected from their latitudinal location.

The *Posidonia oceanica* populations growing at the biogeographical boundary in the south developed sparse meadows with relatively low aboveground biomass (Fig. 2), when compared with meadows 100 km further north. However, the shoot biomass and density supported by these meadows were similar to those supported by meadows in the northern range of the study and populations examined in the past (e.g. Ischia, Pergent 1990; Algeria, Semoroud et al. 1990). The meadow studied furthest into the Alboran Sea (Punta Encinas) showed a low maximal shoot age, and the youngest modal age (Fig. 5), suggesting that shoot mortality starts to operate earlier at the biogeographical boundary of the species.

Our results suggest a general decline of *Posidonia oceanica* meadows in the Spanish Mediterranean, because 78% of the populations tended to decline in shoot density. The forecasted decline of meadows resulted from a combination of increased mortality rates and reduced recruitment rates, which may result in a decline of cover of the meadows. For instance, the age structure of shoots sampled at El Mojón showed evidence of a substantial reduction in recruitment rate over the last 5 yr or so, as well as high mortality rate (Fig. 5). A field trip 3 yr later revealed a virtual total demise of this population, with only a few scattered clumps of shoots left of a lush population extending several km<sup>2</sup> 3 yr earlier. This rapid loss occurred much earlier than expected from the demographic data, which predicted the shoot population to decline by 60% over the 3 yr. This very rapid decline is perhaps associated with the construction of a raw sewage outlet near the meadow 1 yr before sampling, which has exacerbated existing eutrophication problems. The widespread decline of *P. oceanica* meadows in the Spanish waters can have multiple causes for the different meadows ranging from input of sewage to burial or erosion derived from construction work along the coast and large-scale government programmes to reclaim beaches. There must be, however, more elusive causes as well, for some of the meadows in undeveloped areas showed evidence of decline (e.g. Rodalquilar), suggesting an influence of non-point sources of disturbance such as man-induced and natural changes in sea level and sediment balances.

The conclusion of the existence of a widespread decline of *Posidonia oceanica* must be, however, qualified, given the sources of uncertainty in our analysis

(e.g. only a relatively small area of the meadow was sampled). Yet, we caution the reader that our evaluation was also based on statistical analyses designed to avoid Type 1 error, at the expense of increasing the likelihood of Type 2 error (i.e. claiming that a meadow is in good status when it was indeed in decline). Moreover, recent (1994–1995) visits to the meadows studied do demonstrate the presence of this type of error in our assessment, for some meadows had disappeared well before the time span predicted from our analyses. Given the substantial decimation already experienced by *P. oceanica* meadows in the NW Mediterranean, we suggest, in the light of our results and based on the experience of other European coastlines from which seagrasses have disappeared (much of the Wadden Sea), that managers responsible for the NW Mediterranean coast should consider *P. oceanica* meadows as a declining ecosystem, and adopt efficient protection strategies to avoid their demise.

*Posidonia oceanica* is a long-lived, slow-growing species, which will have difficulties responding to the widespread decline reported here. Maintenance and recovery of *P. oceanica* beds depend on rhizome growth and sexual reproduction. *P. oceanica* ranks amongst the species with the slowest rhizome extension rate (about 1 to 6 cm yr<sup>-1</sup>; Table 3), and the lowest allocation to sexual reproduction. Examination of the numerous shoots collected for the presence of remains of flower peduncles (cf. Pergent & Pergent-Martini 1991) showed these to be present only in 4 of the 29 meadows. Flowering of *P. oceanica* is rare (Caye & Meinesz 1984, Mazzella et al. 1984, Buia & Mazzella 1991) when compared to other seagrass species (Gallegos et al. 1992). Moreover, successful sexual reproduction requires seedling establishment, which is also an extremely rare phenomenon in *P. oceanica*, except for a few areas and years, such as the southern Italian coast (Buia & Mazzella 1991), or the NW Mediterranean in the fall of 1994 when summer surface temperatures reached a record maximum on the Spanish Mediterranean coast (C. M. Duarte unpubl. data, E. Ballesteros unpubl. obs.). Hence, recolonisation of *P. oceanica* is bound to occur very slowly, and models based on its rhizome growth rate and reported patch formation rates (i.e. 0.0003 patches m<sup>-2</sup> yr<sup>-1</sup>; Meinesz & Lefevre 1984) predict recovery times on the order of centuries (Duarte 1995). These predictions, however, apply to a scenario where the sources of disturbance have been eliminated, which may never occur in the Mediterranean, where anthropogenic pressure on coastal ecosystems is ever increasing (UNEP 1989). *P. oceanica* meadows lost are, therefore, likely never to become re-established.

**Acknowledgements.** This study was funded by a grant from the Fundación Ramón Areces to C.M.D. J.C. was supported by a scholarship from the C.I.R.I.T. (Generalitat de Catalunya). We are grateful to S. Enríquez for field assistance and useful comments on the manuscript. We also thank G. Duarte and S. Agustí for field and laboratory assistance, J. Cebrián and H. Vallès for hospitality, and the Direcció General de Parcs of the Generalitat Valenciana for providing access to their facilities in Calp.

#### LITERATURE CITED

- Alcoverro T, Duarte CM, Romero J (1995) Annual growth dynamics of *Posidonia oceanica*: contribution of large-scale versus local factors to seasonality. *Mar Ecol Prog Ser* 120:203–210
- Ardizzone GD, Pelusi P (1984) Yield and damage evaluation of bottom trawling on *Posidonia* meadows. In: Boudouresque CF, Jeudy de Grissac A, Olivier J (eds) International Workshop *Posidonia oceanica* beds. GIS Posidonie Publ, Marseille 1:63–72
- Benedito V, Torres J, Giner IM, Esteban JL, Capaccioni R, Garcia-Carrascosa AM (1990) Distribution and preliminary evaluation of the status of the *Posidonia oceanica* on the coast of the Gulf of Valencia (Spain, Western Mediterranean). *Rapp Comm Int Mer Médit* 32:8
- Blanc JJ, Jeudy de Grissac A (1984) Erosions sous-marines des herbiers à *Posidonia oceanica* (Méditerranée). In: Boudouresque CF, Jeudy de Grissac A, Olivier J (eds) International Workshop *Posidonia oceanica* beds. GIS Posidonie Publ, Marseille 1:23–28
- Bourcier M (1989) Regression des herbiers à *Posidonia oceanica* (L.) Delile, a l'Est de Marseille, sous l'action conjuguée des activités humaines et des modifications climatiques. In: Boudouresque CF, Meinesz A, Fresi E, Gravez V (eds) International Workshop on *Posidonia* beds. GIS Posidonie Publ, Marseille 2:287–292
- Buia MC, Mazzella L (1991) Reproductive phenology of the Mediterranean seagrasses *Posidonia oceanica* (L.) Delile, *Cymodocea nodosa* (Ucria) Aschers., and *Zostera noltii* Hornem. *Aquat Bot* 40:343–362
- Cayé G, Meinesz A (1984) Observations sur la floraison et la fructification de *Posidonia oceanica* dans la Baie de Villefranche et en Corse du Sud. In: Boudouresque CF, Jeudy de Grissac A, Olivier J (eds) International Workshop *Posidonia oceanica* beds. GIS Posidonie Publ., Marseille 1: 193–201
- Cebrián J, Marbà N, Duarte CM (1995) Estimating leaf age of the seagrass *Posidonia oceanica* (L.) Delile using the plastochron interval index. *Aquat Bot* 49:59–65
- den Hartog C (1970) Seagrasses of the world. North Holland Publ., Amsterdam
- Duarte CM (1991) Allometric scaling of seagrass form and productivity. *Mar Ecol Prog Ser* 77:289–300
- Duarte CM (1995) Submerged aquatic vegetation in relation to different nutrient regimes. *Ophelia* 41:87–112
- Duarte CM, Marbà N, Agawin N, Cebrián J, Enríquez S, Fortes MD, Gallegos ME, Merino M, Olesen B, Sand-Jensen K, Uri J, Vermaat J (1994) Reconstruction of seagrass dynamics: age determinations and associated tools for the seagrass ecologist. *Mar Ecol Prog Ser* 107:195–209
- Duarte CM, Sand-Jensen K (1990) Seagrass colonization: biomass development and shoot demography in *Cymodocea nodosa* patches. *Mar Ecol Prog Ser* 67:97–103
- Durako MJ (1994) Seagrass die-off in Florida Bay (USA): changes in shoot demographic characteristics and popula-

- tion dynamics in *Thalassia testudinum*. Mar Ecol Prog Ser 110:59–66
- Eleuterios LN (1987) Seagrass ecology along the coasts of Alabama, Louisiana, and Mississippi. Fla Mar Res Publ 42: 11–24
- Erickson RO, Michelini FJ (1957) The plastochron index. Am J Bot 44:297–305
- Gallegos ME, Merino M, Marbà N, Duarte CM (1992) Flowering of *Thalassia testudinum* Banks ex König in the Mexican Caribbean: age-dependence and interannual variability. Aquat Bot 43:249–255
- Gallegos ME, Merino M, Marbà N, Duarte CM (1993) Biomass and dynamics of *Thalassia testudinum* in the Mexican Caribbean: elucidating rhizome growth. Mar Ecol Prog Ser 95:185–192
- Gallegos ME, Merino M, Rodríguez A, Marbà N, Duarte CM (1994) Growth patterns and demography of pioneer Caribbean seagrasses *Halodule wrightii* and *Syringodium filiforme*. Mar Ecol Prog Ser 109:99–104
- García-Raso JE, Luque AA, Templado J, Salas C, Mergueta E, Moreno D, Calvo M (1992) Fauna y floras marinas del Parque Natural de Cabo de Gata-Níjar. Published by the authors, Madrid
- Hopkins TS (1985) Physics of the sea. In: Margalef R (ed) Western Mediterranean. Pergamon Press, Oxford, p 100–125
- Lautensach H (1967) Geografía de España y Portugal. Vicens-Vives, Barcelona
- Marbà N, Cebrián J, Enríquez S, Duarte CM (1996) Growth patterns of Western Mediterranean seagrasses: species-specific responses to seasonal forcing. Mar Ecol Prog Ser 133:203–215
- Mazzella L, Gambi MC, Russo GF, Buia MC (1984) Deep flowering and fruiting of *Posidonia oceanica* beds around Island of Ischia (Gulf of Naples, Italy). In: Boudouresque CF, Jeudy de Grissac A, Olivier J (eds) International Workshop *Posidonia oceanica* beds. GIS Posidonie Publ, Marseille 1:203–209
- Meinesz A, Lefevre JR (1984) Régénération d'un herbier de *Posidonia oceanica* quarante années après sa destruction par une bombe dans la rade de Villefranche (Alpes-Maritimes, France). In: Boudouresque CF, Jeudy de Grissac A, Olivier J (eds) International Workshop *Posidonia oceanica* beds. GIS Posidonie Publ, Marseille 1:39–44
- Perès J (1984) La regression des herbiers à *Posidonia oceanica*. In: Boudouresque CF, Jeudy de Grissac A, Olivier J (eds) International Workshop *Posidonia oceanica* beds. GIS Posidonie Publ, Marseille 1:445–454
- Pergent G (1990) Evaluation of *Posidonia oceanica* primary production using lepidochronological analysis: preliminary results. Rapp Comm Int Mer Médit 32:6
- Pergent G, Pergent-Martini C (1991) Some applications of lepidochronological analysis in the seagrass *Posidonia oceanica*. Bot Mar 33:299–310
- Picard J (1965) Recherches qualitatives sur les biocénoses marines des substrats meubles dragables de la région marseillaise. Rec Trav Stn Mar Endoume Fac Sci Mars 52: 3–160
- Porcher M (1984) Impact des mouillages forains sur les herbiers à *Posidonia oceanica*. In: Boudouresque CF, Jeudy de Grissac A, Olivier J (eds) International Workshop *Posidonia oceanica* beds. GIS Posidonie Publ, Marseille 1: 145–148
- Romero-Martínez J (1985) Estudio ecológico de las fanerógamas de la costa Catalana: producción primaria de *Posidonia oceanica* (L.) Delile en las Islas Medas. PhD thesis, Universidad de Barcelona
- Sanchez-Lizaso JL, Guillen-Nieto JE, Ramos-Esplá AA (1990) The regression of *Posidonia oceanica* meadows in El Campello (Spain). Rapp Comm Int Mer Médit 32:7
- Semoroud R, Mezgrave S, Soltane L (1990) Etude lépidochronologique de *Posidonia oceanica* dans la région d'Alger (Algérie): données préliminaires. Rapp Comm Int Mer Médit 32:15
- Sheil D, Burslem DFRP, Alder D (1995) The interpretation and misinterpretation of mortality rate measures. J Ecol 83: 331–333
- Temez-Peláez JR (1993) Una mayor perspectiva histórica útil para la planificación hidrológica. Revista de Obras Públicas 3324:37–44
- Templado J (1984) Las prederas de *Posidonia oceanica* en el sureste español y su biocenosis. In: Boudouresque CF, Jeudy de Grissac A, Olivier J (eds) International Workshop *Posidonia oceanica* beds. GIS Posidonie Publ, Marseille 1:159–172
- Torres J, Giner LM, Benedito V, Esteban JL, Capaccioni R, Garcia-Carrascosa AM (1990a) Distribution and preliminary evaluation of the state of the *Posidonia oceanica* meadows on the coasts of Alicante (Spain, Western Mediterranean). Rapp Comm Int Mer Médit 32:9
- UNEP (United Nations Environment Programme) (1989) State of the Mediterranean marine environment. MAP Technical Reports Series 28, Athens, p 34–49
- Zavodnik N, Jaklin A (1990) Long-term changes in the Northern Adriatic marine phanerogam beds. Rapp Comm Int Mer Médit 32:15

This article was presented by G. W. Thayer (Senior Editorial Advisor), Beaufort, North Carolina, USA

Manuscript first received: January 25, 1995  
Revised version accepted: February 15, 1996