








Lyciasalamandra antalyana

Range area = 212 km²

range type

-  Native Extant
-  Native Possibly Present
-  Introduced
-  Native Reintroduced
-  Possibly Extinct
-  Extinct

